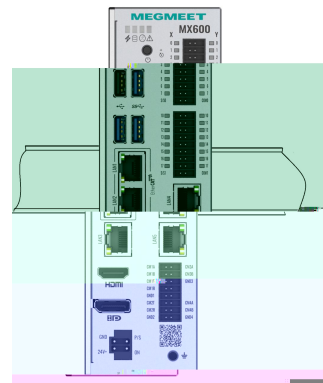



MX600



MX610 MX620

DIN



3-2 DIN

M4

M3

MX600

PLC

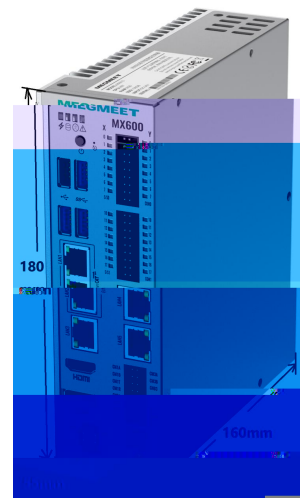
mm

2.

M X 6 1 0

- 1: MEGMEET
- 2: 中大型高性能控制器
- 3: 6系列
- 4: CPU系列:
 - 1: Celeron
 - 2: i3
 - 3: i5
 - 4: i7
- 5: 子型号, 根据功能性能定义

3.

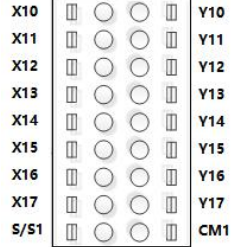
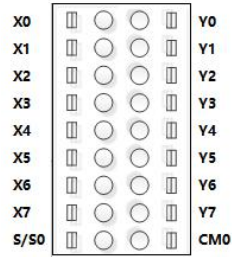


3-3 MX600

PLC

PLC

0.45-0.56N*M



1 S/S0 S/S1

2 CM0 CM1

NPN

24V-

3 X0-X7 Y0-Y7

4 X10-X17 Y10-Y17

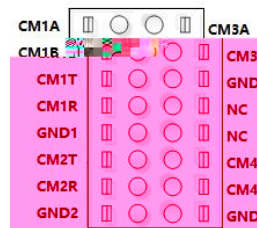
200KHz

7.3 4PIN PUSH-IN



PIN	2 x 2 PIN
PIN 1	
PIN 2	
PIN 3	
PIN 4	

7.4 16PIN PUSH-IN



PIN

PIN

7.1 MX600 PLC 5

1) LAN1 LAN2 EtherCAT

2) LAN3 EtherNET/IP MOTBUS-TCP OPCUA

3) LAN4 PROFINET MOTBUS-TCP OPCUA

4) LAN5 EtherNET/IP / MOTBUS-TCP OPCUA

5) IP

LAN1 192.168.8.2 LAN2 192.168.9.2

LAN3 192.168.10.2 LAN4 192.168.11.2

LAN5 192.168.12.2

7.2 MX600 PLC 3.5mm

PUSH-IN



-
-
-
-
